

# Neurons get the beat and keep it going in drumrolls

February 1 2018

---

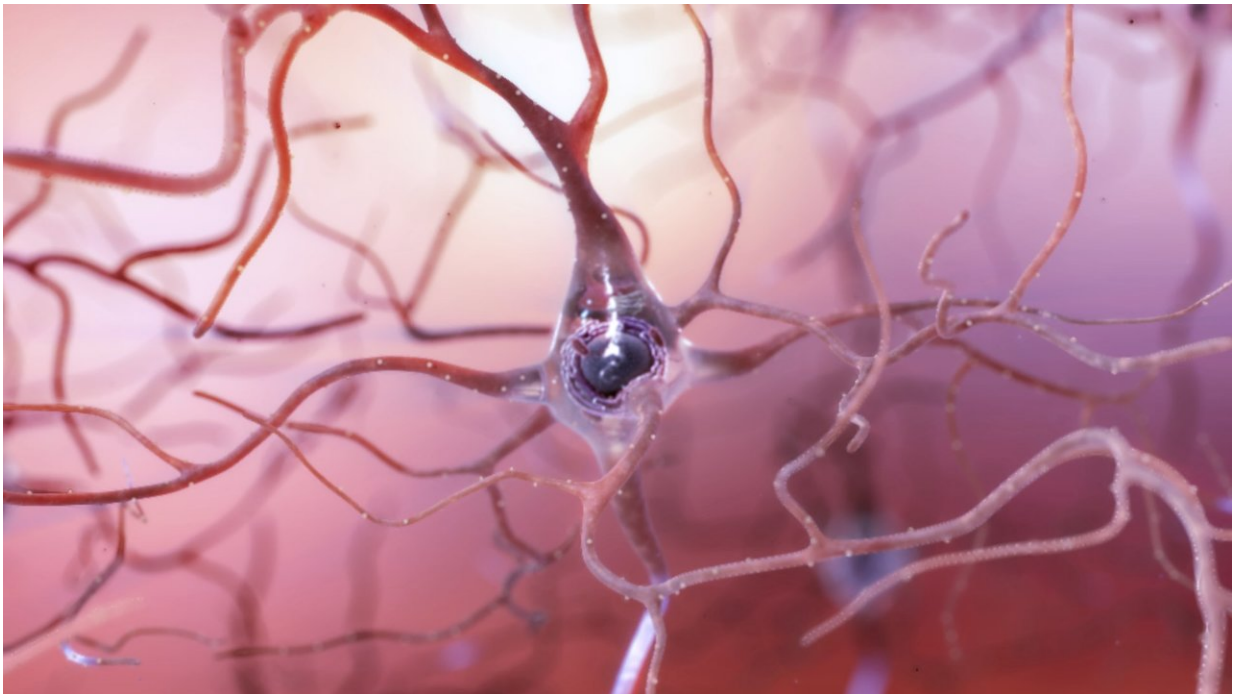


Illustration of a healthy neuron in the brain. Credit: National Institute on Aging/National Institutes of Health

A neuron firing deep in the brain might sound a little like:  
Drumroll...cymbal crash! Drumroll...cymbal crash! Repeat. With  
emphasis on "repeat," according to a new study.

What used to look like fleeting cacophonies of electrical impulses in the

brain is looking to neuroscience researchers more and more like a sustained matrix of electronic percussion. For years, they have been analyzing patterns hidden in neurons' electrical buzzes, and now, they have revealed in neurons continued stretches of orderly drumroll-like rumblings speckled with strong impulses, or spikes, that stimulate neighboring neurons.

"These signaling patterns last a lot longer than we thought," said Annabelle Singer, an assistant professor at the Georgia Institute of Technology. Singer led the in vivo study on mice together with Ed Boyden, a professor at the Massachusetts Institute of Technology.

## **Persisting neurons**

"We used to think that neurons would fire spikes to neighboring neurons for a few milliseconds, and that was all it would take to make the next neuron spike," said Singer, who came to Georgia Tech from MIT. "Now we're seeing that you get these repeating patterns of rumblings and spikes sustained over hundreds of milliseconds, even close to a full second."


That's about how long it takes a human heart to complete one full beat.

The rumblings are jumbly fluctuations of electrical potential within a neuron before it fires a spike. The spikes are big electrical signals that communicate with neighboring neurons.

Taken together, the sum of the spikes in the brain make its circuitry compute so that we can walk, talk, and live life.

The researchers published their study on the newly discovered patterns in the *Journal of Neuroscience*. Official publication date is February 14, 2018, but the study is already available online without embargo. The

research was funded by the National Institutes of Health, the National Science Foundation, the Friends of the McGovern Institute, the New York Stem Cell Foundation, the MIT Intelligence Initiative, and the Lane Family.



Annabelle Singer, assistant professor in the Wallace H. Coulter Department of Biomedical Engineering, studies how the hippocampus' neurons fire as the brain creates orientation in a video maze seen in the background. Credit: Georgia Tech / Christopher Moore

## Questions and answers

The combination of observing the patterns' percussion-like

characteristics as well as their sustained lengths in the brains of awake mice make this a novel finding, Singer said. Some similar previous studies have been performed on mice that were anesthetized, which strongly altered brain activity when compared to awake brains.

Here are some questions and answers about the observed patterns and their significance.

## **What do these sustained patterns look like?**


The researchers recorded the activities of [individual neurons](#) in the hippocampus, which is located in the lower center of the brain, with a robotic device called a patch clamp. It's a hollow glass needle one micron in diameter that latches onto a single neuron via suction and measures its electrical activity.

The researchers observed electrical rumblings, symbolized here by a drumroll. And they observed spikes, symbolized here by a cymbal crash.

Though the [pattern](#) of rumblings wasn't uniform, it rose and fell like a drumroll undulating between softer and louder volumes. Spikes occurred much more rarely than drumbeats, but with notable timing.

"The spikes repeated in the same spots with high precision, so they weren't just random," Singer said. "They came around the peaks of rumblings, not always right on top of a peak but within a hair of it."

It would be like a cymbal crash hitting not every time, but every few times the undulating drumroll topped a volume peak. And the drumroll-cymbal-crash patterns sustained themselves for surprisingly long periods.



School of Mechanical Engineering associate professor Craig Forest has developed automated patch-clamping instruments to accelerate the recording of information from neurons. In this photo, an instrument is protected by a Faraday cage. Credit: Georgia Tech / Rob Felt

"The time periods of activity that was structured like this were much longer than we expected," Singer said. "People have shown sustained periods of signaling like this for 100 to 300 milliseconds before, but this appears to be the first time it's been seen for 900 milliseconds (nearly a full second), and it may go on even longer."

## **What are neurons doing with these rumblings and spikes?**

When one neuron fires a spike, that electronic impulse hits neighboring neurons and influences the receiving neurons' rumblings until they fire [spikes](#), too.

"A neuron receives these fast inputs. There are many different drumbeat patterns coming from many different neurons around it," Singer said. "The patterns we observed in one neuron were being driven by other neurons firing into it like a whole drum section with short little bursts."

At first sight, that may appear to be a cacophony, but if the jumbly patterns repeat, a consistent percussion of rumblings in the neuron may result.

## **How may this influence the way we picture neurons at**

## work?

"I think people have thought about neuron firings as random then suddenly organized in a concerted kind of way," Singer said.

That could be pictured as many neurons behaving spastically until it was time to get to work, then abruptly firing as a group in near unison. This does appear to happen under the right circumstances, but as a prevailing picture of [neuron firing](#), it may be lacking something.

"We're starting to see more structure, very complex structure in what was thought to be randomness," Singer said. "There is a lot of activity that is ongoing that is organized and that we need to understand, as well."

The researchers examined cells important for memory, but further research will be required to know what role the observed firing patterns may have in its function. The researchers are also working together with engineers at Georgia Tech and MIT to develop new robotic patch clamping devices that listen simultaneously to the firings of [neurons](#) connected to one another.

**More information:** Ilya Kolb et al, Evidence for long-timescale patterns of synaptic inputs in CA1 of awake behaving mice, *The Journal of Neuroscience* (2017). [DOI: 10.1523/JNEUROSCI.1519-17.2017](https://doi.org/10.1523/JNEUROSCI.1519-17.2017)

Provided by Georgia Institute of Technology

Citation: Neurons get the beat and keep it going in drumrolls (2018, February 1) retrieved 26 April 2024 from <https://medicalxpress.com/news/2018-02-neurons-drumrolls.html>

This document is subject to copyright. Apart from any fair dealing for the purpose of private

study or research, no part may be reproduced without the written permission. The content is provided for information purposes only.