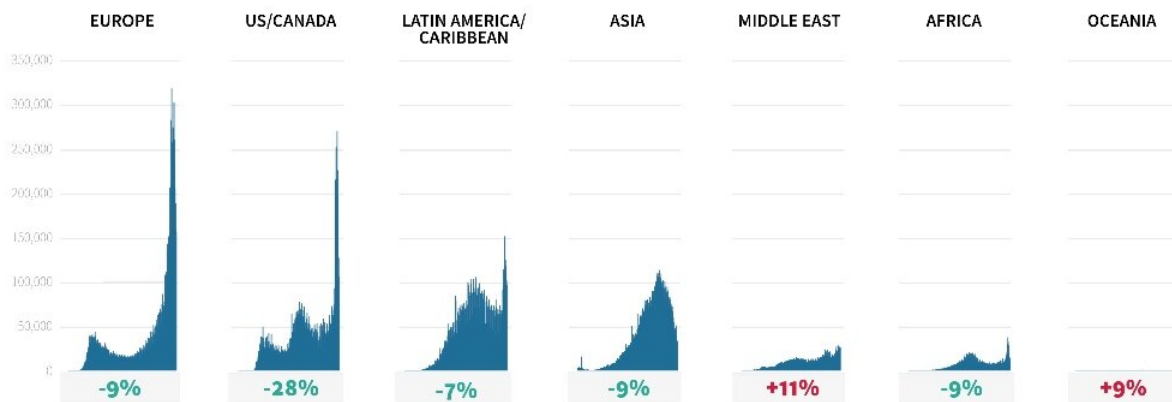


New pandemic cases reduced by half since January

February 19 2021

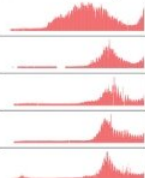
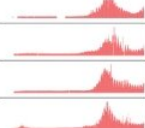
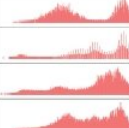

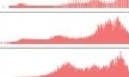


Coronavirus trends this week

Number of new infections per day since February 2020, as of February 18, 2021



Trend in countries recording more than 1,000 cases per day on average:

- steepest rise in new cases since the previous week
- steepest fall in new cases since the previous week

	Total cases	Daily cases 7-day rolling average	Trend compared to week before	New cases per day		Total cases	Daily cases 7-day rolling average	Trend compared to week before	New cases per day
Iraq	657,453	2,935	+62%		Portugal	792,829	2,066	-51%	
Jordan	356,744	2,109	+44%		Bolivia	239,524	810	-41%	
Hungary	394,023	1,735	+23%		Spain	3,121,687	11,462	-37%	
Poland	1,623,218	6,255	+18%		United States	27,895,990	72,817	-28%	
Austria	439,841	1,529	+15%		Colombia	2,212,525	4,698	-26%	

Source: AFP tallies based on official tolls

*Bar charts show the trend for each country and are not to the same scale



Coronavirus trends over the last 7 days and the progression of cases by world region

The COVID-19 pandemic has seen a sharp slowdown in the number of new cases, which have been cut in half from a peak in early January,

according to data gathered by AFP.

Here is the state of play worldwide:

Fewer than 400,000 cases per day

The number of new daily cases this past week dipped to its lowest level in four months, standing at 362,000, according to an AFP tally to Thursday.

New infections dropped by 12 percent over the week, after reaching a record 743,000 in the first half of January.

Since that peak the number of new cases worldwide has dropped by half (51 percent less). It is the sharpest and most prolonged decline since the start of the pandemic.

The number of confirmed cases only reflects a fraction of the actual number of infections, as different countries have different counting practices and levels of testing.

Middle East exception

The only region to see an acceleration of the pandemic was the Middle East, where new cases increased by 11 percent.

Every other area of the world saw a slackening off, with cases down 28 percent in the United States and Canada, nine percent in Africa, Asia and Europe, and seven percent in Latin America and the Caribbean.

Spread of the coronavirus

As of February 19, 1100 GMT



Source: AFP tallies based on official tolls



Global death toll and coronavirus cases as of February 19, based on AFP tallies

Steepest falls

The biggest decrease was in Portugal, where the number of new cases dropped by 51 percent, at 2,100 new cases per day.

Bolivia had the next big drop at minus 41 percent, (800 cases per day), Spain (minus 37 percent, 11,500), the United States (28 percent fewer, 72,800) and Colombia (minus 26 percent, 4,700).

Biggest spikes

Iraq for the second consecutive week is the country where the epidemic is picking up most speed, with 62 percent more, or 2,900 new cases per day.

Covid-19

World toll Friday February 19, 1100 GMT

Deaths	New	Cases	New
2,441,926	11,633	110,262,592	403,810

New: 24-hour increase on Thursday February 18

Hardest-hit countries

	Deaths	New (latest report)	Cases
UNITED STATES	493,119	2,839	27,895,990
BRAZIL	243,457	1,367	10,030,626
MEXICO	178,108	1,047	2,022,662
INDIA	156,111	97	10,963,394
UNITED KINGDOM	119,387	454	4,083,242
ITALY	94,887	347	2,765,412
FRANCE	83,393	271	3,536,648
RUSSIA	82,396	470	4,139,031
GERMANY	67,206	508	2,369,619
SPAIN	66,704	388	3,121,687
IRAN	59,341	77	1,558,159
COLOMBIA	58,334	200	2,212,525

Increases over 24 hours may not tally exactly with previous day's total due to inavailability or late publication of data or corrections made by authorities

Sources: AFP count based on official tolls

Toll of coronavirus infections and deaths worldwide and in worst-affected countries based on AFP tallies, as of February 19 at 1100 GMT

Iraq has re-imposed partial lockdown measures after detecting the UK-based strain of the virus, which is thought to be more contagious than earlier forms.

Jordan follows with 44 percent more, or 2,100 new cases, then Hungary (23 percent, 1,700), Poland (18 percent, 6,300) and Austria (15 percent more, or 1,500 cases).

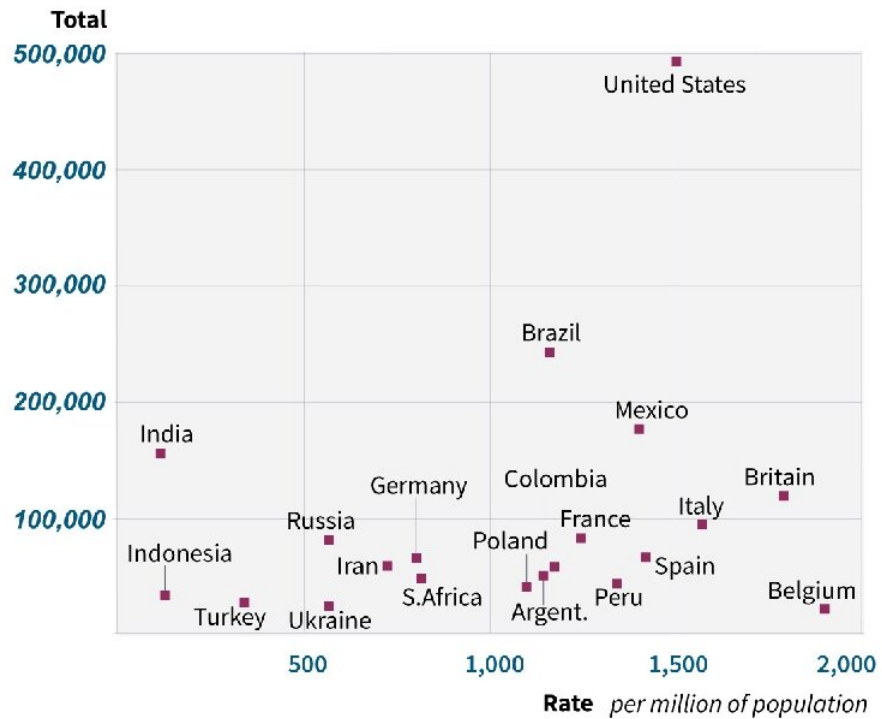
The ten sharpest rises of the week were recorded in the Middle East and Europe.


Covid-19: Total deaths vs deaths per million

As of February 18

Highest number

	Total deaths	Per million
US	492,900+	1,502
Brazil	243,400+	1,162
Mexico	178,100+	1,411
India	156,000+	115
Britain	119,300+	1,791
Italy	94,800+	1,572
France	83,300+	1,245
Russia	81,900+	567
Spain	66,700+	1,421
Germany	66,600+	803
Iran	59,200+	724
Colombia	58,300+	1,175
Argentina	50,800+	1,143
S. Africa	48,700+	817
Peru	44,300+	1,344
Poland	41,500+	1,099
Indonesia	33,900+	127
Turkey	27,800+	339
Ukraine	24,800+	568
Belgium	21,700+	1,902



AFP  Source: AFP database

Graphic looking at countries with the highest coronavirus death tolls, and their respective death rates.

US still has most cases, deaths

Although seeing a major decline in cases, the US remains the country with by far the highest number of new infections, with 72,800 per day on average, a 28 percent decrease over the previous week.

Brazil follows with a stable 45,200, and France (18,600, minus two percent).

On a per-capita basis, the Czech Republic recorded the highest number

of infections, at 544 cases per 100,000 people.

The US also again registered the most deaths over the past week, with 2,566 per day on average, followed by Brazil (1,037), Mexico (982), the UK (551) and Russia (463).

© 2021 AFP

Citation: New pandemic cases reduced by half since January (2021, February 19) retrieved 10 May 2024 from <https://medicalxpress.com/news/2021-02-pandemic-cases-january.html>

This document is subject to copyright. Apart from any fair dealing for the purpose of private study or research, no part may be reproduced without the written permission. The content is provided for information purposes only.