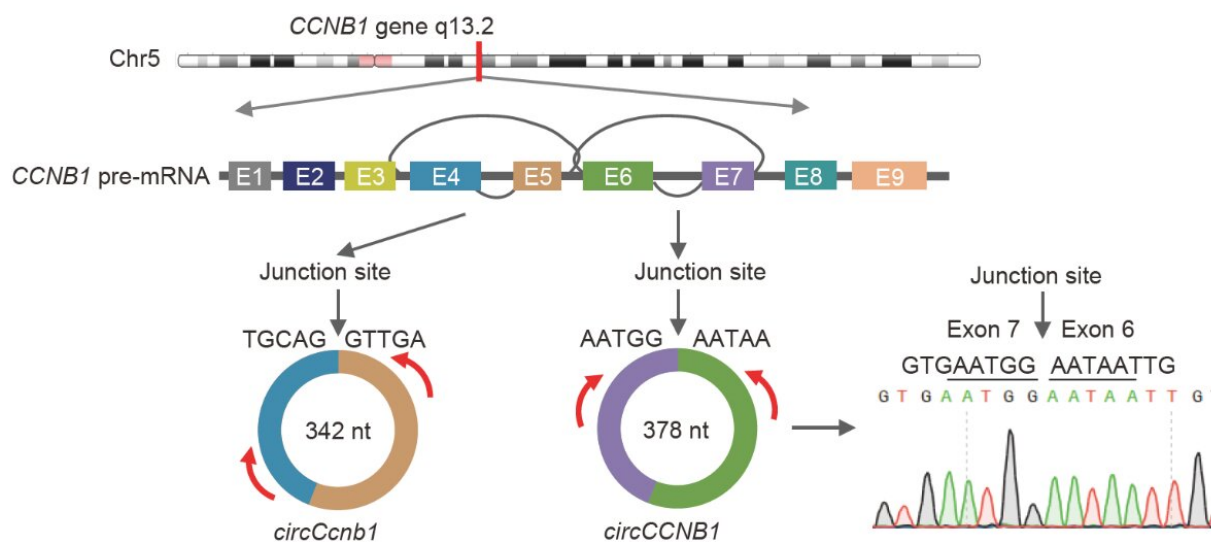


Circular RNA circCCNB1 found to inhibit the migration and invasion of nasopharyngeal carcinoma

May 27 2022



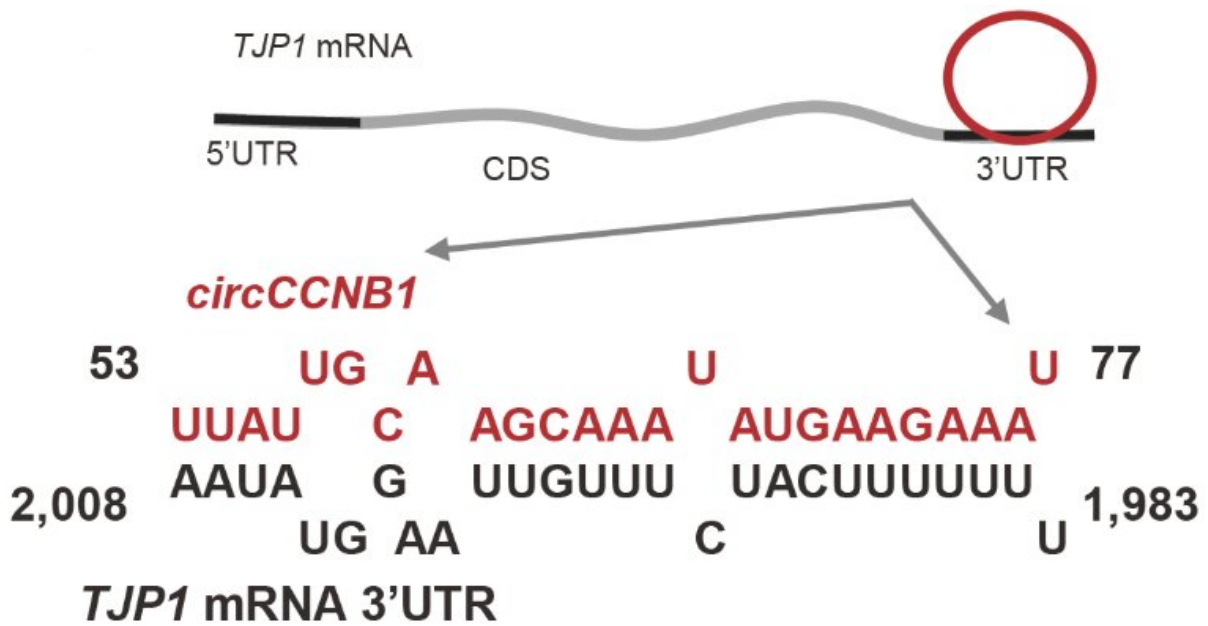
There are two forms of circRNAs (circCCNB1 and circCcnb1) derived by CCNB1 pre-mRNA. circCcnb1 (342 nt) is composed by exon 4 and 5 while circCCNB1 (378 nt) is formed by exon 6 and 7. Sanger sequencing was used to confirm that circCCNB1 was the major circular transcript of the CCNB1 gene. Credit: Science China Press

Nasopharyngeal carcinoma (NPC) is the most common malignant tumor of the head and neck in Southeast Asia and Southern China and originates from the epithelial tissue of the nasopharynx. Most NPCs are

non-keratinizing cancers, which are prone to migration and invasion. Since the early symptoms of NPC are atypical, most patients are diagnosed after having lymph node or distant metastasis. The prognoses of late-stage patients are relatively poor. Therefore, exploring the molecular mechanism of NPC migration and invasion and identifying novel molecular markers or targets are very important for the early diagnosis and treatment of NPC.

Circular RNAs (circRNAs) have a closed circular structure and are widely expressed in mammalian cells. Although they used to be considered as the "waste" of RNA splicing over the last century, in recent years, with the development of next-generation sequencing technology, an increasing number of studies have demonstrated that circRNAs are related to many human diseases, especially [malignant tumors](#). Some well-known oncogenes or [tumor suppressor genes](#) can also encode circRNAs, which may play important roles in coordinating or antagonizing host genes in [cancer](#) progression.

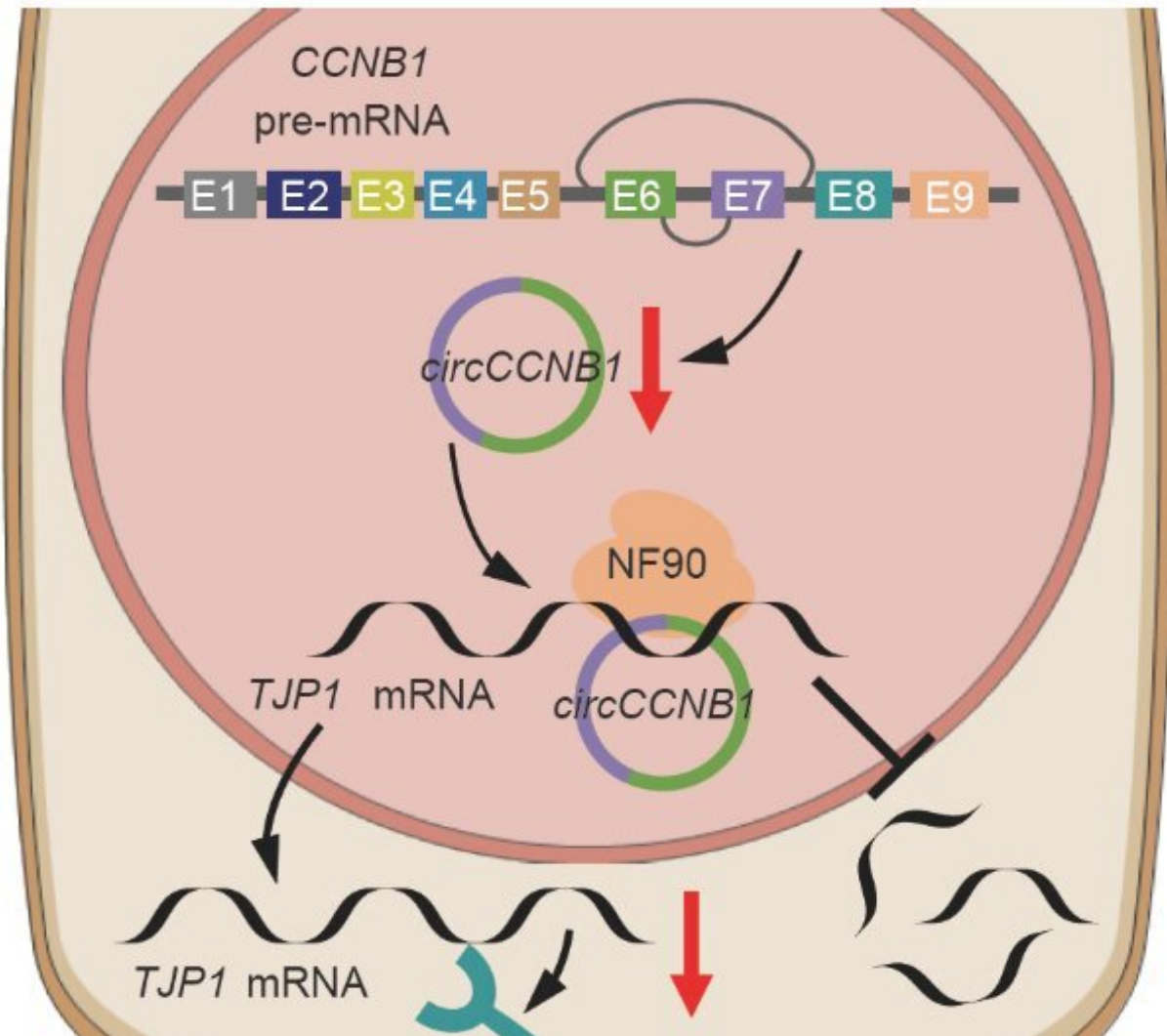
A study led by Prof. Wei Xiong (Key Laboratory of Carcinogenesis and Cancer Invasion of the Chinese Ministry of Education, Cancer Research Institute, Central South University) and Prof. Fuyan Wang (Key Laboratory of Carcinogenesis and Cancer Invasion of the Chinese Ministry of Education, Cancer Research Institute, Central South University) found that a circular RNA, circCCNB1, which is derived from the oncogene CCBN1, was downregulated in NPC and inhibited NPC cell migration and invasion.



Schematic diagram of the binding between circCCNB1 and TJP1 mRNA 3'UTR. Credit: Science China Press

The downstream proteins regulated by circCCNB1 were screened using mass spectrometry. qRT-PCR and Western blotting results confirmed that circCCNB1 could upregulate TJP1 expression. Interestingly, the RNAhybrid software showed that circCCNB1 may directly bind to the TJP1 3'UTR.

The circRIP assay verified the combination of circCCNB1 and TJP1 3'UTR. Actinomycin D treatment followed by RT-qPCR showed that TJP1 mRNA stability was significantly increased in NPC cells after overexpression of circCCNB1. To explore whether there is a protein that participates in the regulation of TJP1 mRNA stability, an RNA pull-down assay by LC-MS was performed. RIP assay showed that the binding ability between NF90 and TJP1 mRNA increased when circCCNB1 was overexpression in NPC cells.



Schematic illustration of the inhibition of NPC migration and invasion by circCCNB1 through binding with NF90 and TJP1 mRNA. Credit: Science China Press

In summary, this study demonstrates that circCCNB1 is expressed at low levels in NPC and is associated with the migration and invasion of NPC. Mechanistically, circCCNB1 interacts with NF90 and subsequently promotes binding between NF90 and TJP1 mRNA, leading to the

upregulation of TJP1 mRNA stability. We elucidated a new regulatory mechanism of circCCNB1 in NPC migration and invasion that may provide potential markers and targets for the diagnosis and treatment of patients with NPC.

The research was published in *Science China Life Sciences*.

More information: Mengyao Zhao et al, Circular RNA circCCNB1 inhibits the migration and invasion of nasopharyngeal carcinoma through binding and stabilizing TJP1 mRNA, *Science China Life Sciences* (2022). [DOI: 10.1007/s11427-021-2089-8](https://doi.org/10.1007/s11427-021-2089-8)

Provided by Science China Press

Citation: Circular RNA circCCNB1 found to inhibit the migration and invasion of nasopharyngeal carcinoma (2022, May 27) retrieved 7 May 2024 from <https://medicalxpress.com/news/2022-05-circular-rna-circccnb1-inhibit-migration.html>

This document is subject to copyright. Apart from any fair dealing for the purpose of private study or research, no part may be reproduced without the written permission. The content is provided for information purposes only.