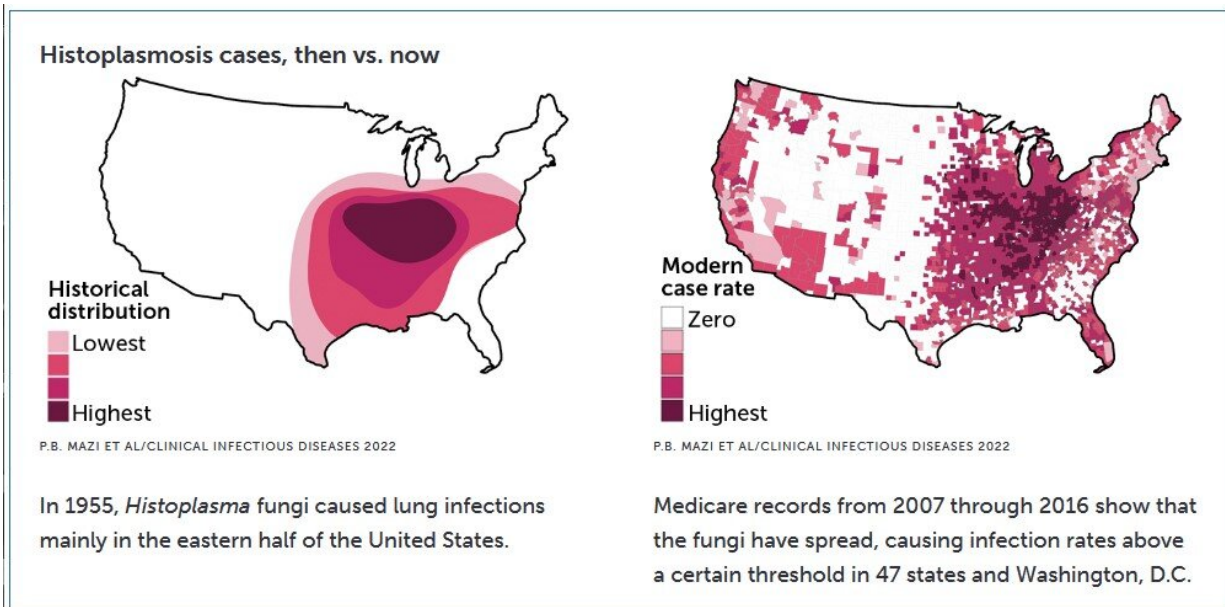


Fungi that cause serious lung infections are now found throughout the US

January 5 2023, by Tina Hesman Saey



Credit: Washington University School of Medicine in St. Louis

Three types of fungi that cause serious lung infections and were once thought to be confined to certain regions of the United States are now widespread.

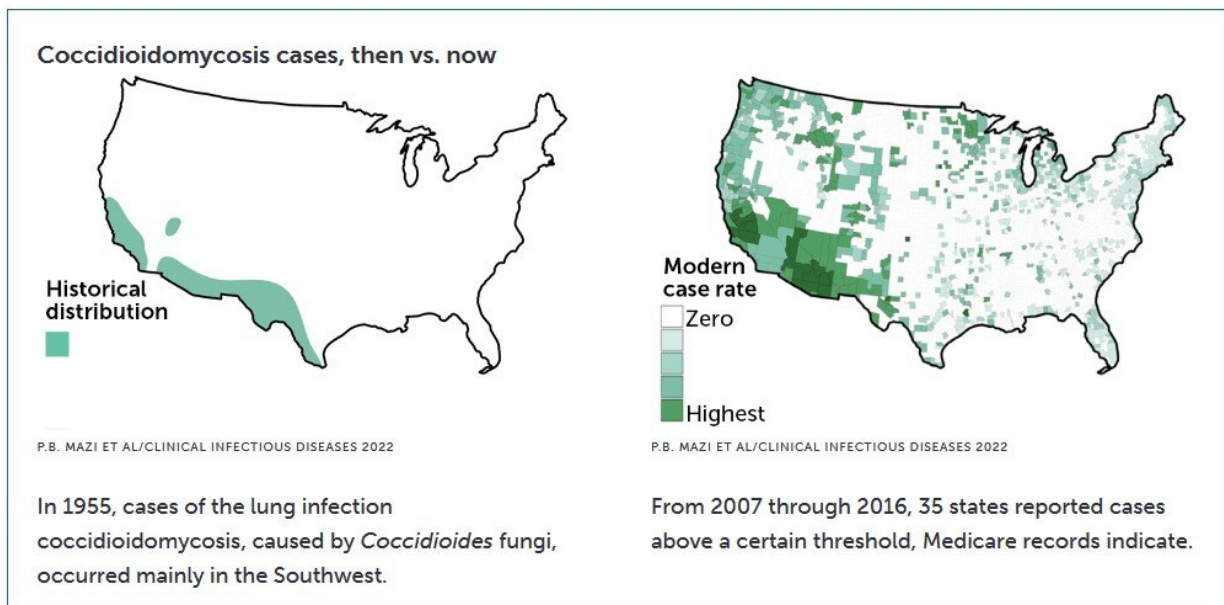
In 1955, *Histoplasma* [fungi](#) grew mainly in Midwest soil and in parts of the East and South, and that's where histoplasmosis infections mainly occurred. But Medicare records from 2007 through 2016 indicate that

47 states and Washington, D.C., had cases of histoplasmosis above a certain threshold, researchers report November 11 in *Clinical Infectious Diseases*.

These fungi are now "a lot more common than we think they are," says Andrej Spec, an infectious diseases doctor and mycologist at Washington University School of Medicine in St. Louis.

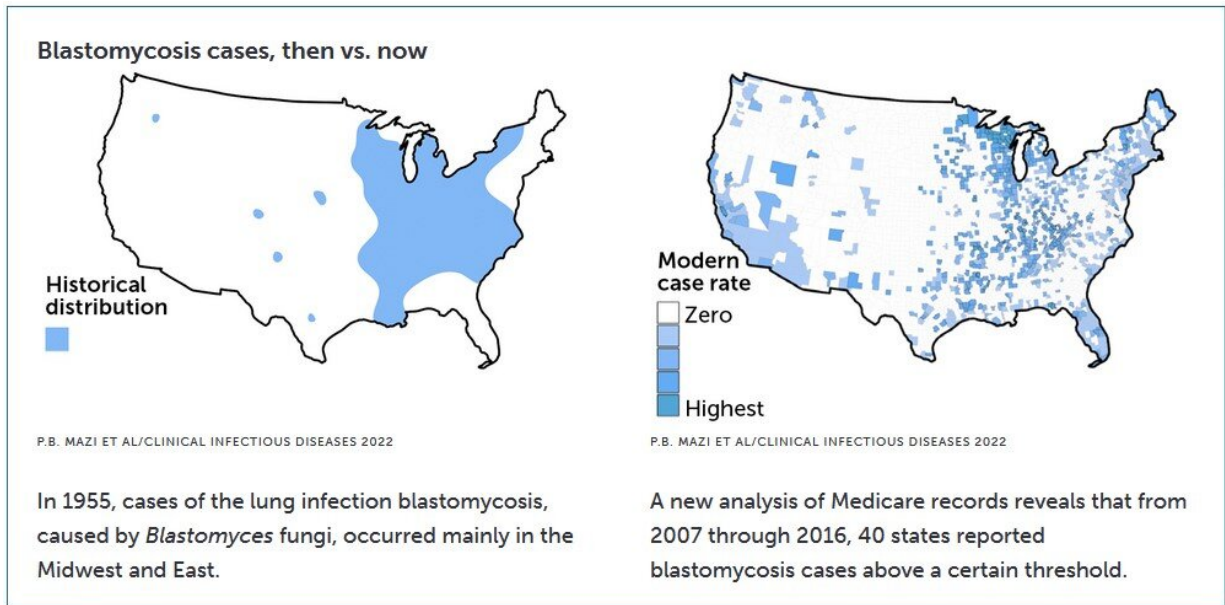
Doctors using maps from the 1950s and 1960s may fail to diagnose infections in patients who live outside of the fungi's historical borders. Such missed or delayed diagnoses can have deadly consequences.

Spec and colleagues drew updated maps for *Histoplasma* cases and for two other fungi whose ranges have expanded, probably because of [climate change](#).



Credit: Washington University School of Medicine in St. Louis

Coccidioidomycosis cases, caused by *Coccidioides* fungi, have spread from their 1955 roots in the Southwest to 35 states, Medicare records indicate. *Coccidioides* includes fungi that cause valley fever (SN: 11/29/21). Wildfires have been linked to a rise in valley fever cases in recent years (SN: 4/13/21).



Credit: Washington University School of Medicine in St. Louis

Like *Histoplasma*, *Blastomyces* was primarily found in the Midwest and East in 1955. But from 2007 through 2016, 40 [states](#) reported blastomycosis cases above a certain threshold, the researchers found.

When diagnosing infections, doctors are taught to look for horses, not zebras, meaning tests typically focus on common infectious organisms, not rare ones, Spec says. "We've talked about these [fungi] as zebras ... but they're not zebras. They're Clydesdales. Clydesdales aren't the most

common horse you'll see, but they're still horses."

He hopes the updated maps encourage [doctors](#) to test for the fungi more often in patients with lung infections.

More information: Patrick B Mazi et al, The Geographic Distribution of Dimorphic Mycoses in the United States for the Modern Era, *Clinical Infectious Diseases* (2022). [DOI: 10.1093/cid/ciac882](https://doi.org/10.1093/cid/ciac882)

Provided by Washington University School of Medicine in St. Louis

Citation: Fungi that cause serious lung infections are now found throughout the US (2023, January 5) retrieved 8 May 2024 from <https://medicalxpress.com/news/2023-01-fungi-lung-infections.html>

This document is subject to copyright. Apart from any fair dealing for the purpose of private study or research, no part may be reproduced without the written permission. The content is provided for information purposes only.