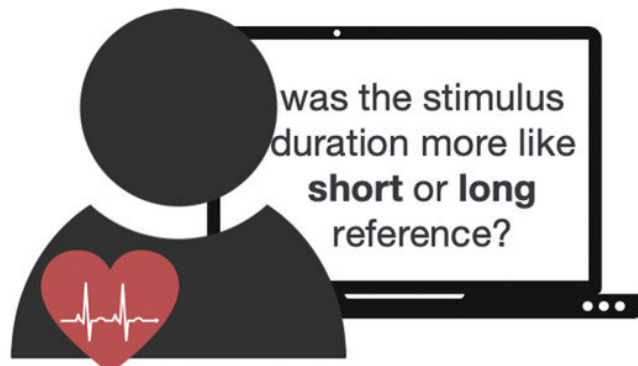


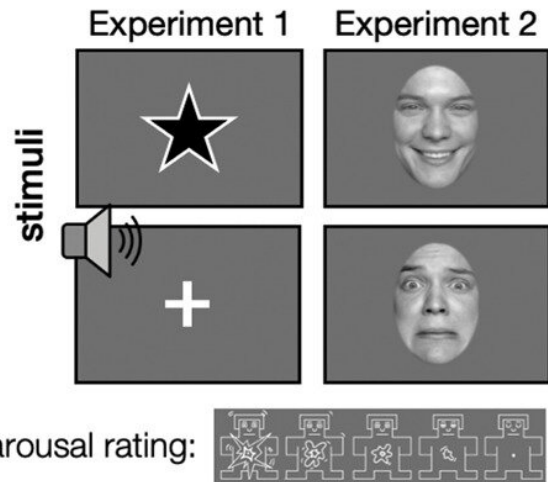
# How our hearts distort our perception of time

March 13 2023

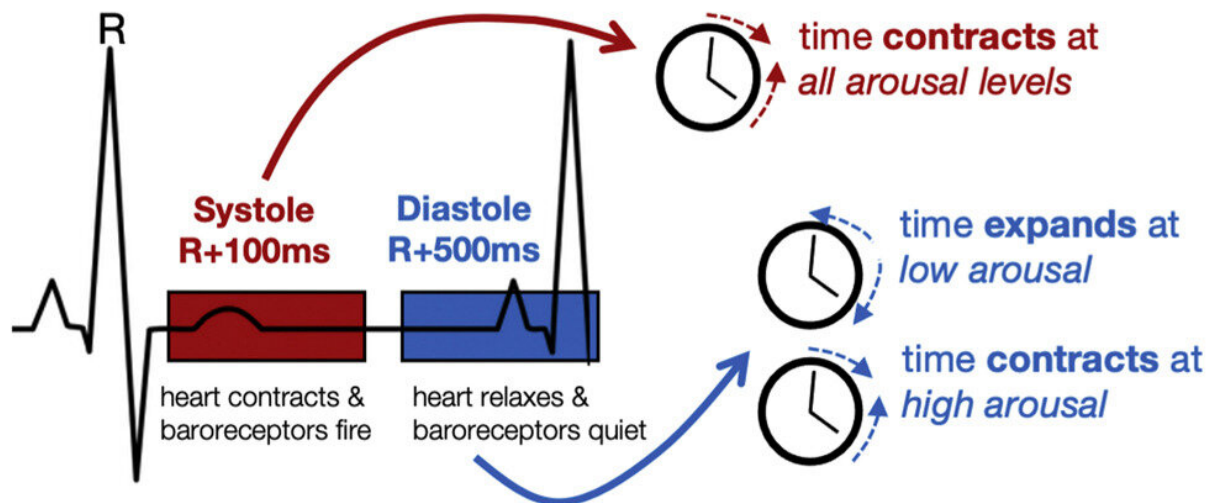
## TEMPORAL BISECTION



recording ECG



## TIME-LOCKING STIMULI TO DISTINCT CARDIAC PHASES DISTORTS PERCEIVED DURATION DEPENDENT ON EXPERIENCED AROUSAL



Graphical abstract. Credit: *Current Biology* (2023). DOI:

A recent study by academics at Royal Holloway, published in *Current Biology*, shows how our heartbeats can lead to distortions in our perception of time.

The study was led by Dr. Irena Arslanova and Professor Manos Tsakiris from the Department of Psychology and investigates how [perception](#) of time passing depends on the signals that our brains receive from our bodies.

People can feel time flying by when they are busy or excited about something, but at other moments, time can drag when people are bored. This suggests that our experience of time is often distorted and does not correspond to real time.

Many influential theories have looked at potential [brain](#) mechanisms to explain these distortions, but previous studies have not looked at how signals from the heart to the brain may be important in producing these distortions. The heart and the brain are in constant communication as our heart sends signals to the brain on every single [heartbeat](#), providing crucial information about the state of the body. The researchers used this insight to better understand how time distortions may arise.

In the new study, two experiments were conducted where researchers presented brief events either during a heartbeat (the systolic phase of the cardiac cycle), when the heart contracts and sends signals to the brain, or between heartbeats (the diastolic phase), when the heart relaxes and does not send information to the brain.

They then measured people's time perception by asking participants to

judge whether what they perceived was longer or shorter in duration as compared to a reference duration.

When events were presented at diastole, this led people to perceive time to be longer than their actual duration as if their duration had expanded. At systole, people perceived the same event to be shorter, as if it contracted in time.

Dr. Arslanova from the Department of Psychology at Royal Holloway, said, "Our findings illustrate the point that the novelist Murakami was making in his novel 'Kafka on the Shore,' when he wrote "time expands, then contracts, all in tune with the stirring of the heart."

"These patterns of contraction and expansion demonstrate how our perception of time is constantly influenced by our internal physiological states."

In the second experiment, participants did a similar task, but with images of faces with emotional expressions. Again, the same overall pattern of speeding-up at systole and slowing down at diastole was observed. But importantly, when these faces were perceived to be more emotionally intense, time overall speeded up.

The findings of this study provide a more mechanistic understanding of how common time distortions arise from phasic modulations within each heartbeat. The results may have important implications given the role that timing plays in several high-skilled tasks that humans perform (e.g., driving, playing an instrument or certain sports) and the implication of time perception in several mental health conditions, such as depression and anxiety.

Professor Manos Tsakiris from the Department of Psychology at Royal Holloway, added, "These findings highlight the intricate relationship

between what goes on in our bodies and how signals from our bodies, in this case the [heart](#), can act as a subjective pacemaker of the passage of time."

**More information:** Irena Arslanova et al, Perceived time expands and contracts within each heartbeat, *Current Biology* (2023). [DOI: 10.1016/j.cub.2023.02.034](#)

Provided by Royal Holloway, University of London

Citation: How our hearts distort our perception of time (2023, March 13) retrieved 21 June 2024 from <https://medicalxpress.com/news/2023-03-hearts-distort-perception.html>

This document is subject to copyright. Apart from any fair dealing for the purpose of private study or research, no part may be reproduced without the written permission. The content is provided for information purposes only.