



AI may aid in diagnosing adolescents with ADHD

November 29 2023




AI May Aid in Diagnosing Adolescents with ADHD

Using AI, researchers found significant differences in nine areas of the brain's white matter in adolescents with ADHD.





01001001101
001001010
001001110
01001001100



The AI deep learning model was trained using brain imaging data from 1,704 participants in the Adolescent Brain Cognitive Development Study.

The findings show promise for an objective method of diagnosis of the condition affecting 5.7 million children and adolescents in the U.S.



 **RSNA 2023**
LEADING THROUGH CHANGE

[RSNA.org/press23](https://www.rsna.org/press23)

Using artificial intelligence (AI) to analyze specialized brain MRI scans of adolescents with and without attention-deficit/hyperactivity disorder (ADHD), researchers found significant differences in nine brain white matter tracts in individuals with ADHD. Credit: RSNA

Using artificial intelligence (AI) to analyze specialized brain MRI scans of adolescents with and without attention-deficit/hyperactivity disorder (ADHD), researchers have found significant differences in nine brain white matter tracts in individuals with ADHD. Results of the study will be presented today at the [annual meeting](#) of the Radiological Society of North America (RSNA).

ADHD is a common disorder often diagnosed in childhood and continuing into adulthood, according to the Centers for Disease Control and Prevention. In the U.S., an estimated 5.7 million children and adolescents between the ages of 6 and 17 have been diagnosed with ADHD.

"ADHD often manifests at an early age and can have a massive impact on someone's quality of life and ability to function in society," said study co-author Justin Huynh, M.S., a research specialist in the Department of Neuroradiology at the University of California, San Francisco, and [medical student](#) at the Carle Illinois College of Medicine at Urbana-Champaign. "It is also becoming increasingly prevalent in society among today's youth, with the influx of smartphones and other distracting devices readily accessible."

Children with ADHD may have trouble paying attention, controlling impulsive behaviors or regulating activity. Early diagnosis and intervention are key to managing the condition.

"ADHD is extremely difficult to diagnose and relies on subjective self-reported surveys," Huynh said. "There is definitely an unmet need for more objective metrics for diagnosis. That's the gap we are trying to fill."

Huynh said this is the first study to apply [deep learning](#), a type of AI, to identify markers of ADHD in the multi-institutional Adolescent Brain Cognitive Development (ABCD) Study, which includes brain imaging, clinical surveys and other data on over 11,000 adolescents from 21 research sites in the U.S. The brain imaging data included a specialized type of MRI called diffusion-weighted imaging (DWI).

"Prior research studies using AI to detect ADHD have not been successful due to a small sample size and the complexity of the disorder," Huynh said.

The research team selected a group of 1,704 individuals from the ABCD dataset, including adolescents with and without ADHD. Using DWI scans, the researchers extracted [fractional anisotropy](#) (FA) measurements along 30 major white matter tracts in the brain. FA is a measure of how [water molecules](#) move along the fibers of white matter tracts.

The FA values from 1,371 individuals were used as input for training a deep-learning AI model, which was then tested on 333 patients, including 193 diagnosed with ADHD and 140 without. ADHD diagnoses were determined by the Brief Problem Monitor assessment, a rating tool used for monitoring a child's functioning and their responses to interventions.

With the help of AI, the researchers discovered that in patients with ADHD, FA values were significantly elevated in nine white matter tracts.

"These differences in MRI signatures in individuals with ADHD have never been seen before at this level of detail," Huynh said. "In general, the abnormalities seen in the nine white matter tracts coincide with the symptoms of ADHD."

The researchers intend to continue obtaining data from the rest of the individuals in the ABCD dataset, comparing the performance of additional AI models.

"Many people feel that they have ADHD, but it is undiagnosed due to the subjective nature of the available diagnostic tests," Huynh said. "This method provides a promising step towards finding imaging biomarkers that can be used to diagnose ADHD in a quantitative, objective diagnostic framework," Huynh said.

Co-authors are Pierre F. Nedelec, M.S., M.T.M., Samuel Lashof-Regas, Michael Romano, M.D., Ph.D., Leo P. Sugrue, M.D., Ph.D., and Andreas M. Rauschecker, M.D., Ph.D.

Provided by Radiological Society of North America

Citation: AI may aid in diagnosing adolescents with ADHD (2023, November 29) retrieved 28 April 2024 from <https://medicalxpress.com/news/2023-11-ai-aid-adolescents-adhd.html>

<p>This document is subject to copyright. Apart from any fair dealing for the purpose of private study or research, no part may be reproduced without the written permission. The content is provided for information purposes only.</p>
--