



New treatment may restore sense of smell in patients with long COVID

November 20 2023




New Treatment Restores Sense of Smell in Patients with Long COVID

A minimally invasive, 10-minute procedure may restore the sense of smell in patients with long COVID.



For the study, 54 patients were treated with a stellate ganglion block, which includes injecting anesthetic directly into the nerves on one side of the neck to stimulate the nervous system.

After a one-week follow-up, 59% of patients reported improvement in symptoms.



[RSNA.org/press23](https://www.rsna.org/press23)

Infographic—New Treatment Restores Sense of Smell in Patients with Long COVID. Credit: RSNA

Using an image-guided minimally invasive procedure, researchers may be able to restore the sense of smell in patients who have suffered with long-COVID, according to research being presented next week at the [annual meeting](#) of the Radiological Society of North America (RSNA).

Parosmia, a condition where the [sense of smell](#) no longer works correctly, is a known symptom of COVID-19. Recent research has found that up to 60% of COVID-19 patients have been affected. While most patients do recover their sense of smell over time, some patients with long COVID continue to have these symptoms for months, or even years, after infection, negatively impacting their appetite for food and their overall quality of life.

"Post-COVID parosmia is common and increasingly recognized," said the study's lead author, Adam C. Zoga, M.D., M.B.A., professor of musculoskeletal radiology at Jefferson Health in Philadelphia, Pennsylvania. "Patients can develop a distaste for foods and drinks they used to enjoy."

The distorted sense of smell can also affect smell perception, and some patients may suffer from phantosmia, a condition that causes people to detect smells—foul or pleasant—that aren't in their environment.

To assess a possible treatment for patients with long-term post-COVID parosmia, researchers looked at the potential benefits of CT-guided stellate ganglion block. Part of the autonomic nervous system, which regulates involuntary processes including [heart rate](#), [blood pressure](#), breathing and digestion, the stellate ganglia are nerves on each side of

the neck. They deliver certain signals to the head, neck, arms and a portion of the upper chest.

The research team used a stellate ganglion block, which includes injecting anesthetic directly into the stellate ganglion on one side of the neck to stimulate the regional autonomic nervous system. The minimally [invasive procedure](#) takes less than 10 minutes, and no sedation or intravenous analgesia is necessary. Stellate ganglion block has been used with varying degrees of success to treat a number of conditions, including cluster headaches, [phantom limb pain](#), Raynaud's and Meniere's syndromes, angina and cardiac arrhythmia.

"Parosmia has previously been reported as a rare disorder occurring after brain trauma, brain surgery, stroke, viral syndromes, and with some head and neck tumors," Dr. Zoga said. "We were not entirely confident that the procedure would work for parosmia."

For the study, 54 patients were referred from an ear, nose and throat specialist after at least six months of post-COVID parosmia that was resistant to pharmaceutical and topical therapies.

CT guidance was used to position a spinal needle at the base of the neck for injection into the stellate ganglion. The researchers added a small dose of corticosteroid to the anesthetic in the pharmacologic preparation, suspecting that the COVID virus may be causing nerve inflammation.

"The initial patient had a tremendously positive outcome, almost immediately, with continued improvement to the point of symptom resolution at four weeks," Dr. Zoga said. "We have been surprised at some outcomes, including near 100% resolution of phantosmia in some patients, throughout the trial."

Follow-up was obtained for 37 patients (65%), with 22 (59%) of the 37

reporting improved symptoms at one week post-injection. Of these 22, 18 (82%) reported significant progressive improvement by one month post-procedure. At three months, there was a mean 49% improvement in symptoms (range 10% to 100%) among the 22 patients.

Twenty-six patients returned for a second injection given on the other side (contralateral) of their neck after at least a six-week interval. While the second injection was not effective in patients who did not respond to the first injection, 86% of [patients](#) who reported some improvement after the first injection reported additional improvement after the contralateral injection. No complications or adverse events were reported.

"Other treatments have failed to date," Dr. Zoga said. "This injection is working."

Provided by Radiological Society of North America

Citation: New treatment may restore sense of smell in patients with long COVID (2023, November 20) retrieved 27 April 2024 from <https://medicalxpress.com/news/2023-11-treatment-patients-covid.html>

This document is subject to copyright. Apart from any fair dealing for the purpose of private study or research, no part may be reproduced without the written permission. The content is provided for information purposes only.