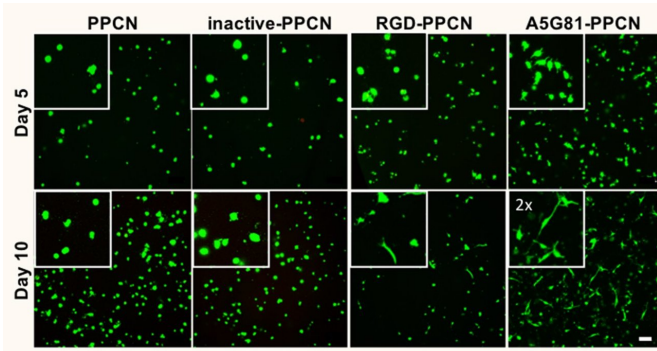


Regenerative bandage accelerates healing in diabetic wounds

11 June 2018



The regenerative bandage promotes cell spreading and proliferation. The green spots are live cells entrapped in the hydrogel and stained with Calcein-AM. Credit: Ameer Research Lab, Northwestern University

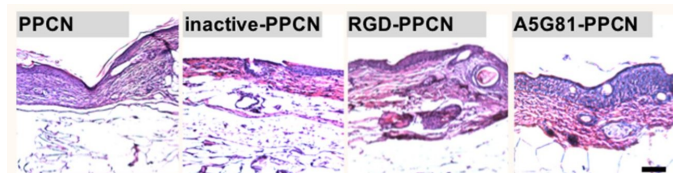
A simple scrape or sore might not cause alarm for most people. But for diabetic patients, an untreated scratch can turn into an open wound that could potentially lead to a limb amputation or even death.

A Northwestern University team has developed a new device, called a regenerative bandage, that quickly heals these painful, hard-to-treat sores without using drugs. During head-to-head tests, Northwestern's bandage healed diabetic wounds 33 percent faster than one of the most popular bandages currently on the market.

"The novelty is that we identified a segment of a protein in skin that is important to wound healing, made the segment and incorporated it into an antioxidant molecule that self-aggregates at body temperature to create a scaffold that facilitates the body's ability to regenerate tissue at the wound site," said Northwestern's Guillermo Ameer, who led the study. "With this newer approach, we're not releasing drugs or outside factors to accelerate healing. And it works very well."

Because the bandage leverages the body's own healing power without releasing drugs or biologics, it faces fewer regulatory hurdles. This means patients could see it on the market much sooner.

The research was published today, June 11, in the *Proceedings of the National Academy of Sciences*. Although Ameer's laboratory is specifically interested in diabetes applications, the bandage can be used to heal all types of open wounds.



The bandage accelerates tissue regeneration in vivo. A stained section of tissue who's complete resorption of the hydrogel in all four groups of post-wounding. Credit: Ameer Research Lab, Northwestern University

An expert in biomaterials and regenerative engineering, Ameer is the Daniel Hale Williams Professor of Biomedical Engineering in the McCormick School of Engineering, professor of surgery in the Feinberg School of Medicine and director of Northwestern's new Center for Advanced Regenerative Engineering (CARE).

The difference between a sore in a physically healthy person versus a diabetic patient? Diabetes can cause nerve damage that leads to numbness in the extremities. People with diabetes, therefore, might experience something as simple as a blister or small scratch that goes unnoticed and untreated because they cannot feel it to know it's there. As high glucose levels also thicken capillary walls, blood circulation slows, making it more difficult for these [wounds](#) to heal. It's a perfect storm for a

small nick to become a limb-threatening—or life-threatening—wound.

The secret behind Ameer's regenerative bandage is laminin, a protein found in most of the body's tissues including the skin. Laminin sends signals to cells, encouraging them to differentiate, migrate and adhere to one another. Ameer's team identified a segment of laminin—12 amino acids in length—called A5G81 that is critical for the wound-healing process.

"This particular sequence caught our eye because it activates cellular receptors to get cells to adhere, migrate and proliferate," Ameer said. "Then we cut up the sequence to find the minimum size that we needed for it to work."

By using such a small fragment of laminin rather than the entire protein, it can be easily synthesized in the laboratory—making it more reproducible while keeping manufacturing costs low. Ameer's team incorporated A5G81 into an antioxidant hydrogel bandage that it previously developed in the laboratory.

inflammation. And the hydrogel is thermally responsive: It is a liquid when applied to the wound bed, then rapidly solidifies into a gel when exposed to body temperature. This phase change allows it to conform to the exact shape of the wound—a property that helped it out-perform other bandages on the market.

"Wounds have irregular shapes and depths. Our liquid can fill any shape and then stay in place," Ameer said. "Other bandages are mostly based on collagen films or sponges that can move around and shift away from the wound site."

Patients also must change bandages often, which can rip off the healing tissue and re-injure the site. Ameer's bandage, however, can be rinsed off with cool saline, so the regenerating tissue remains undisturbed.

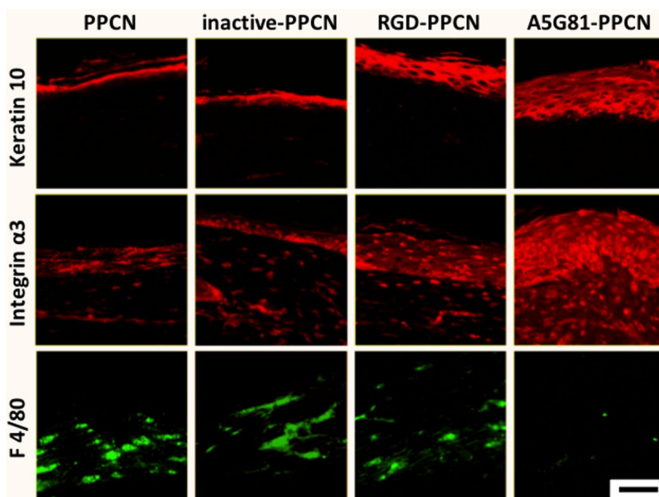
Not only will the lack of drugs or biologics make the bandage move to market faster, it also increases the bandage's safety. So far, Ameer's team has not noticed any adverse side effects in animal models. This is a stark difference from another product on the market, which contains a growth factor linked to cancer.

"It is not acceptable for patients who are trying to heal an open sore to have to deal with an increased risk of cancer," Ameer said.

Next, Ameer's team will continue to investigate the [bandage](#) in a larger pre-clinical model.

More information: Yunxiao Zhu et al., "Potent laminin-inspired antioxidant regenerative dressing accelerates wound healing in diabetes," *PNAS* (2018).

www.pnas.org/cgi/doi/10.1073/pnas.1804262115



Immunofluorescence staining of the wound demonstrates enhanced expression of keratin-10, a protein found in the skin. Credit: Ameer Research Lab, Northwestern University

Provided by Northwestern University

The bandage's antioxidant nature counters

APA citation: Regenerative bandage accelerates healing in diabetic wounds (2018, June 11) retrieved 24 May 2019 from <https://medicalxpress.com/news/2018-06-regenerative-bandage-diabetic-wounds.html>

This document is subject to copyright. Apart from any fair dealing for the purpose of private study or research, no part may be reproduced without the written permission. The content is provided for information purposes only.