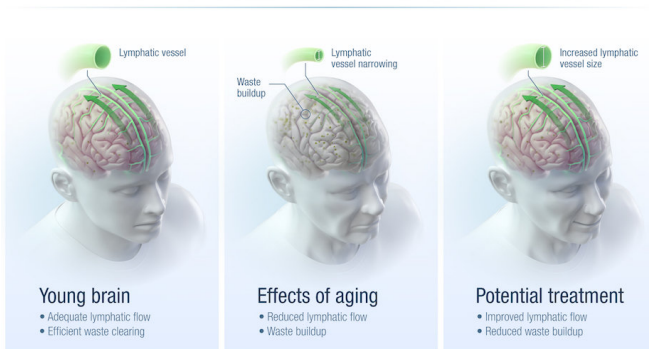


Study identifies possible treatment target for Alzheimer's, age-related cognitive decline

25 July 2018

CAN WE PREVENT BRAIN AGING?



This graphic shows how improving flow within lymphatic vessels surrounding the brain could improve brain health and potentially prevent Alzheimer's and age-related memory loss. Credit: University of Virginia Health System

Do you know someone afflicted with Alzheimer's disease? Odds are the answer to that question is yes, since Alzheimer's is one of the most common age-related disorders in the United States. It's also the fifth-leading cause of death among adults aged 65 and older.

But as pervasive as the disease may be, one of its most recognizable symptoms—a pronounced decline in cognitive function—is not isolated to Alzheimer's. Mild cognitive impairment and even dementia can be a normal part of aging and can carry serious implications for an older adult's autonomy and quality of life. Both Alzheimer's and age-related dementia are notoriously difficult to treat, due in part to scientists' lack of understanding about these diseases.

Now research from a collaborative team of

neuroscientists and engineers at Virginia Tech and the University of Virginia is shedding light on the underlying mechanisms of [brain](#) aging, along with associated neurological diseases. The team was led by Jonathan Kipnis, chair of neuroscience at the University of Virginia School of Medicine.

The study, published this week in *Nature*, demonstrated that meningeal [lymphatic vessels](#) in the brain, [newly discovered in 2014](#) by several members of the same team, play an essential role in maintaining a healthy homeostasis in aging brains and could be a new target for treatment.

"Our results showed that someday this method could be used as a potential treatment to help alleviate the effects not only of Alzheimer's, but also other age-related cognitive ailments," said Virginia Tech's Jennifer Munson, a study co-author and an assistant professor in the Department of Biomedical Engineering and Mechanics within the College of Engineering

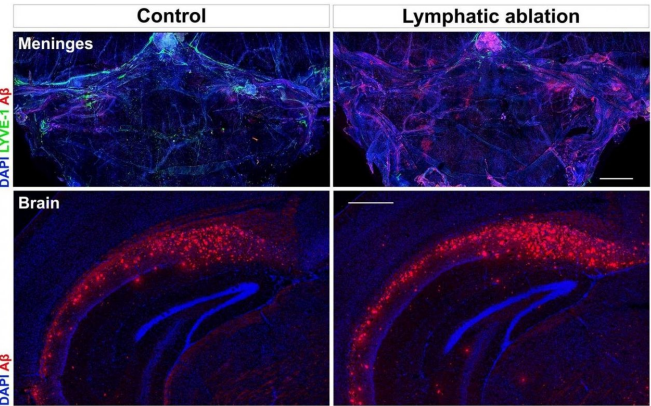

Researchers found that these vessels drain fluid from the central nervous system into the cervical lymph nodes and dysfunction of that drainage aggravates cognitive decline as well as Alzheimer's disease pathology.

Moreover, when the researchers treated healthy aged mice with a molecule that increased meningeal lymphatic vessel size and fluid flow within those vessels, the mice showed improved performance on learning and memory tasks.

"As you age, the fluid movement in your brain slows, sometimes to a pace that's half of what it was when you were younger," said Munson. "We discovered that the proteins responsible for Alzheimer's actually do get drained through these lymphatic vessels in the brain along with other

cellular debris, so any decrease in flow is going to affect that protein build-up."

gains in memory and learning from the treatment.



Virginia Tech's Jennifer Munson works with cell culture media in her lab. Munson and her collaborators at the University of Virginia discovered that dysfunction of drainage pathways in the brain can aggravate cognitive decline as well as Alzheimer's disease pathology. Credit: Virginia Tech

Obstructing lymphatic vessels (in green) in a mouse model of Alzheimer's disease significantly increased the accumulation of harmful plaques in the brain. Credit: Kipnis lab

To see if that flow could be manipulated, Munson and study co-author Chase Cornelison engineered a hydrogel that contained a molecule known as vascular endothelial growth factor C or VEGF-C.

Cornelison, a postdoctoral research associate in biomedical engineering at Virginia Tech, said he and Munson hope to use similar hydrogels in future studies as a noninvasive method to alter flow in the brain.

"Basically, this hydrogel diffuses VEGF-C through the skull and onto those lymphatic vessels in the brain, which causes them to swell," said Munson. "Together with our collaborators at UVA, we used MRI technology to show that as a result of this treatment, the bulk flow of fluid in the brain actually increased, and that seemed to have a positive effect on [cognitive abilities](#)."

"We want to characterize the cellular response to these changes in flow," he said. "We know that increased flow in these vessels appears to increase cognitive function, but we don't know why. Why is slower flow a problem? Is it because you have decreased nutrient transport or increased waste accumulation? Outside of Alzheimer's disease, we're not really sure what could be in that fluid that's causing just normal, age-related cognitive decline."

Hydrogels, which are commonly used in research to deliver proteins or molecules to a specified site on the body, find frequent applications in tissue engineering, wound healing, and stem cell research.

Munson, who studies flow in the fluid and matrix-filled space surrounding cells known as interstitial space, thinks the answers to those questions might lie upstream from the brain's major drainage pathways.

"The hydrogel itself in this study isn't novel, but the application is," said Munson.

Munson noted that older mice with normal, age-impaired cognitive abilities experienced the biggest

"Right now everyone is really focused on bulk flow in the brain, or the overall movement of flow in the brain," said Munson. "But to really understand the mechanisms of why flow is linked to cognitive

outcomes, we need to look at what's happening around the neurons and astrocytes—all the cells that are in the brain."

Because Munson's lab works with interstitial fluid flow, she says her team already has the systems in place to take that next step.

"That's what we're primed to do," she said. "We're excited about moving forward."

More information: Sandro Da Mesquita et al, Functional aspects of meningeal lymphatics in ageing and Alzheimer's disease, *Nature* (2018).
[DOI: 10.1038/s41586-018-0368-8](https://doi.org/10.1038/s41586-018-0368-8)

Provided by Virginia Tech

APA citation: Study identifies possible treatment target for Alzheimer's, age-related cognitive decline (2018, July 25) retrieved 25 January 2021 from <https://medicalxpress.com/news/2018-07-treatment-alzheimer-age-related-cognitive-decline.html>

This document is subject to copyright. Apart from any fair dealing for the purpose of private study or research, no part may be reproduced without the written permission. The content is provided for information purposes only.