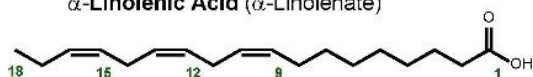


Phat on potential, lipidomics is gaining weight

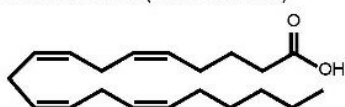
10 January 2019, by Cynthia Dillon

More Unsaturated Fatty Acids

18 Carbons, 3 cis double bonds at 9, 12 & 15 =
 α -Linolenic Acid (α -Linolenate)



20 Carbons, 4 cis double bonds at 5,8,11 & 14
 Arachidonic Acid (Arachidonate)



(5Z,8Z,11Z,14Z-Eicosatetraenoic Acid)



Another example of LIPID MAPS database content.
 Credit: Edward Dennis, UC San Diego

The post-holiday New Year might not seem like an ideal time to celebrate fat. But when it comes to lipids, there is no better time. For the past 15 years, scientists have been working to specify and classify these fatty acids in order to develop techniques, tools and terms to better study them. Now a new generation of chemists and biochemists is pounding out research to further understand the complex nature of lipids. The pending results, according to a new article in *Science Signaling*, could reshape the diagnosis and treatment of various acute and chronic conditions—from diabetes and atherosclerosis to cancer and auto-immunity.

Dubbed "lipidomics," the study of lipids is weighty in terms of its potential for [precision medicine](#)—an emerging approach for treating and preventing disease by considering an individual's genes, environment and lifestyle, according to the U.S. National Library of Medicine. With new methods for precision medicine expected to develop over the

next five to 10 years, lipids are considered "phat" (i.e., excellent) candidates for integration with these emerging methodologies. This is why next-generation researchers look at lipids with a more holistic, systems biology perspective.

Biologically versatile and essential, lipids help keep cells intact, store energy and communicate signals within the body. They also function as termini for complex cellular and organ functions and denote normal and disease states. Additionally, they are easily accessible through blood and urine, and they are quantifiable. Yet advances are needed for new analytical, statistical and informatics tools to progressively study them. Since new lipids continue to be discovered, new technology is needed to reveal exactly how many lipids our cells contain, to locate new lipids and to determine in which cellular membranes lipid changes occur.

A leader on the journey of lipids research is UC San Diego Distinguished Professor and Chair of the Department of Chemistry and Biochemistry Edward Dennis. Along with UC San Diego colleagues Christian Glass, Michael van Nieuwenhze, Shankar Subramaniam and Joseph Witztum, as well as researchers from other universities, Dennis collaboratively established the gold standard classification system called LIPID MAPS in 2003, with \$73 million from the National Institutes of Health (NIH). The database of about 40,000 lipid structures is referenced by the world's lipid researchers and cited in scientific journals.

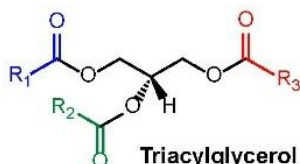
What is a “Triglyceride”?

Glycerol: common name for 1,2,3-trihydroxy-propane.



Glycerol

Triglyceride: a glycerol molecule with three esterified fatty acid side chains. Also known more correctly as a “triacylglycerol”. Stable, non-polar, hydrophobic.



Triacylglycerol



provisions and accessibility."

"Lipidomics is a significant part of the metabolomics, which is a measure of all metabolites in any species. Metabolomics can differentiate between a state of wellness and illness in humans," said Subramaniam, distinguished professor of bioengineering, who is also affiliated with cellular and molecular medicine and computer science and engineering at UC San Diego, and who serves as the Principal Investigator on the National Metabolomics Repository Grant from the NIH.

More information: Valerie B. O'Donnell et al, LIPID MAPS: Serving the next generation of lipid researchers with tools, resources, data, and training, *Science Signaling* (2019). DOI: [10.1126/scisignal.aaw2964](https://doi.org/10.1126/scisignal.aaw2964)

Provided by Babraham Institute

Example of information found on the LIPID MAPS database. Credit: Edward Dennis, UC San Diego

"While the LIPID MAPS Consortium included a dozen U.S. investigators sponsored by the U.S. NIH, we invited scientists from Asia and Europe to join us in developing the LIPID MAPS Classification, Nomenclature and Structural Drawing Standards that contributed to international acceptance of LIPID MAPS," explained Dennis. "This led to the rapid development of the lipidomics field."

Beyond its emphasis on classification and structural representation, as well as its practice of openness and collaboration, LIPID MAPS has become a significant resource that helped to usher in the bioinformatics era. Now new researchers envision a big data picture of lipids study. With recent funding from the Wellcome Trust led by Valerie O'Donnell and Michael Wakelam from Cardiff University and Babraham Institute in the UK, further development of the LIPID MAPS database and website will continue.

Michael Wakelam, Director of the Babraham Institute, which now hosts the LIPID MAPS database, said: "The new Wellcome Trust funding for LIPID MAPS is vital in allowing us to build upon the excellence of the initial system supported by NIH. We look forward to expanding the research opportunities that LIPID MAPS enables, particularly in the area of [lipid](#) pathway analysis while continuing to develop and maintain existing

APA citation: Phat on potential, lipidomics is gaining weight (2019, January 10) retrieved 16 January 2019 from <https://medicalxpress.com/news/2019-01-phat-potential-lipidomics-gaining-weight.html>

This document is subject to copyright. Apart from any fair dealing for the purpose of private study or research, no part may be reproduced without the written permission. The content is provided for information purposes only.