

# Temporary salt crystals may provide a permanent solution to Alzheimer's

27 July 2020

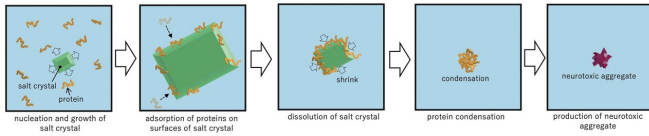


Fig. 1 Schematic illustrations of the nanoscopic autocatalytic-like aggregation mechanism of A $\beta$  peptides through the precipitation-dissolution event of a salt crystal. Credit: Osaka University

Alzheimer's disease is the leading cause of dementia worldwide and a major cause of disability. Now, researchers at Osaka University and Hokkaido University have shown that repeated precipitation-dissolution events of salt crystals do occur even at low salt concentrations in nanoscales, and that it can accelerate the aggregation of the neurotoxic amyloid- $\beta$  peptides implicated in its pathogenesis.

The [human brain](#) comprises around 86 billion neurons, roughly as many grains of sand as in a large dump truck. These neurons juggle electrochemical information as signals among the brain, muscles and organs to orchestrate the symphony of life from survival to self-awareness. Alzheimer's disease disrupts this complex neuronal networking, causing functional disability and cell death. As yet incurable, available treatments are symptomatic, supportive, or palliative; a breakthrough in understanding its pathogenesis may brighten the prospects for medication, diagnosis and prevention.

The role of amyloid in Alzheimer's disease has long been recognized. Amyloid- $\beta$  peptides are derived from [amyloid precursor protein](#) and they self-assemble into sizes ranging from low-molecular-weight aggregates and larger oligomers to [amyloid fibrils](#). These last are known to be

neurotoxic but recent research suggests that oligomeric disordered aggregates are also toxic, possibly even more than fibrils.

"Fibril [aggregation](#) begins with nucleation followed by an elongation stage," explains Kichitaro Nakajima, lead author of this study. "Until now, the early stages of oligomer evolution have been difficult to study because of their morphologic variability, the timeframe for nucleation, and the lack of a suitable fluorescent assay."




Fig. 2 Images showing the precipitation-dissolution event of a salt crystal observed by the liquid-state transmission-electron microscopy. Credit: Osaka University

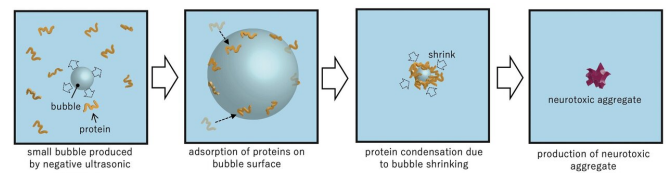


Fig. 3 Mechanism of protein aggregation acceleration by ultrasonic cavitation. Credit: Osaka University

Using liquid-state transmission electron microscopy, the researchers analyzed the aggregation of protein molecules, acquiring time-resolved nanoscale images and electron diffraction patterns. "Remarkably, we discovered that a salt crystal can precipitate even at a concentration well below its solubility due to local density fluctuation, and its rapid dissolution accelerates the aggregation reaction of amyloid- $\beta$  peptides," says Professor Hirotsugu Ogi, the corresponding author. "This formation of temporary salt crystals provides a mechanism whereby proteins adhere to the surface of the crystal; as it dissolves, the interface shrinks, condensing the proteins at the vanishing point. This phenomenon resembles the aggregation acceleration by ultrasonic cavitation bubble. Proteins are attached on the bubble surface during the expansion phase, and they are highly condensed by the subsequent bubble collapses by the positive pressure of ultrasonic wave at its center. This is the artificial catalytic effect. Thus, in an autocatalytic-like nanoscopic aggregation mechanism, salt dissolution accelerates the aggregation reaction, and the aggregate itself can promote [salt](#) nucleation."

Ogi explains the implications of their results: "The aggregation of amyloid- $\beta$  peptides is slow and this has been a hindrance to pharmaceutical research. Establishing an effective acceleration method will help clarify their structural evolution from monomer to fibril. This knowledge is key to understanding the pathogenesis of Alzheimer's disease."

**More information:** Kichitaro Nakajima et al. Time-Resolved Observation of Evolution of Amyloid- $\beta$  Oligomer with Temporary Salt Crystals, *The Journal of Physical Chemistry Letters* (2020). [DOI: 10.1021/acs.jpcclett.0c01487](https://doi.org/10.1021/acs.jpcclett.0c01487)

Provided by Osaka University

APA citation: Temporary salt crystals may provide a permanent solution to Alzheimer's (2020, July 27) retrieved 21 September 2020 from <https://medicalxpress.com/news/2020-07-temporary-salt-crystals-permanent-solution.html>

*This document is subject to copyright. Apart from any fair dealing for the purpose of private study or research, no part may be reproduced without the written permission. The content is provided for information purposes only.*