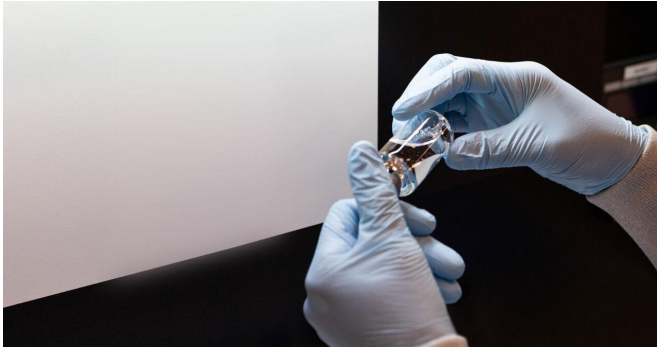


Scientists discover how remdesivir works to inhibit coronavirus

28 January 2021



Remdesivir is the only antiviral drug approved for use in the U.S. against COVID-19. Credit: Gilead.

More effective antiviral treatments could be on the way after research from The University of Texas at Austin sheds new light on the COVID-19 antiviral drug remdesivir, the only treatment of its kind currently approved in the U.S. for the coronavirus.

The study is published today in the journal *Molecular Cell*.

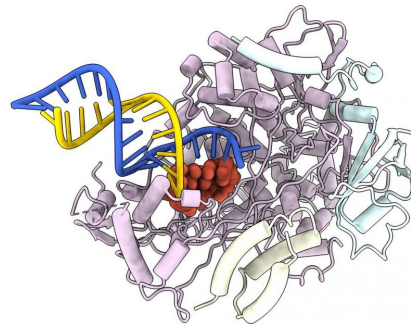
Remdesivir targets a part of the [coronavirus](#) that allows it to make copies of itself and spread through the body. For the first time, scientists identified a critical mechanism that the drug uses and unearthed information that [drug companies](#) can use to develop new and improved antivirals to take advantage of the same trick.

According to co-author Kenneth Johnson, the finding could also lead to more potent drugs, meaning a patient could take less of a dose, see fewer side effects and experience faster relief.

"Right now, it's a five-day regimen of taking quite a bit of remdesivir," said Johnson, professor of molecular biosciences at UT Austin. "That's inconvenient and comes with side effects. What if

you could take just one pill and that was all you needed to do? That would make a huge difference in terms of the here and now."

Study co-author David Taylor likens the trick the team identified to a paper jam in the virus's photocopier. Remdesivir shuts down this photocopier—called an RNA polymerase—by preventing copying of the virus's genetic code and its ability to churn out duplicates and spread through the body. The team detected where the drug manages to gum up the gears, grinding the machine to a halt.



Remdesivir molecules (red) block the copying of an original strand of RNA (blue) into a new copy (yellow) by the coronavirus' RNA polymerase. Credit: University of Texas at Austin.

"We were able to identify the point where that paper jam happens," said Taylor, an assistant professor of molecular biosciences. "We know now exactly what's creating this block. So, if we want to make the blockage even worse, we could do so."

The search for more potent antivirals could soon

become more urgent as new strains of SARS-CoV-2, the virus that causes COVID-19, regularly emerge.

"We might need other drugs that are like remdesivir, but different enough that they can then go after the mutated forms," Johnson said. "It's like having a [backup system](#), like having an emergency parachute in case the main chute doesn't work."

The study's co-first authors are postdoctoral researcher Jack Bravo and graduate student Tyler Dangerfield.

The team re-created in a lab dish the process that plays out in a patient who is infected with SARS-CoV-2 and then receives remdesivir. In a scientific first, the scientists developed a method for producing fully functional RNA polymerases to copy the viral genetic material. Next, they added a form of remdesivir. As the [drug](#) did its work, the researchers paused the process just after the reaction with remdesivir was completed (15-20 seconds) and took a 3-D snapshot of the molecules in exquisite detail using a cryo-electron microscope in UT Austin's Sauer Structural Biology Laboratory. The image allowed them to reconstruct exactly how [remdesivir](#) gums up the copying process.

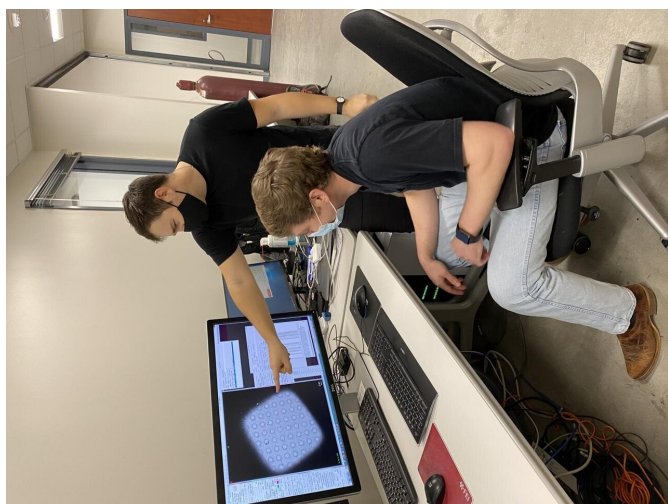
Austin.

Johnson said that SARS-CoV-2 is the third coronavirus to make the leap from animals to humans in less than 20 years. So even if this pandemic is brought under control soon, it still makes sense to continue developing weapons against coronaviruses.

"This is not the last unique coronavirus that's going to come after us," Johnson said. "Having better antivirals could buy us time to develop vaccines against potential future outbreaks."

More information: Jack P.K. Bravo et al. Remdesivir is a delayed translocation inhibitor of SARS CoV-2 replication. *Molecular Cell*. Published: January 28, 2021
DOI: doi.org/10.1016/j.molcel.2021.01.035

Provided by University of Texas at Austin



Jack Bravo and Tyler Dangerfield, postdoctoral researcher and graduate student at the University of Texas at Austin respectively, use a cryo-EM microscope to reconstruct the coronavirus RNA polymerase interacting with remdesivir. Credit: University of Texas at

APA citation: Scientists discover how remdesivir works to inhibit coronavirus (2021, January 28)
retrieved 22 October 2021 from <https://medicalxpress.com/news/2021-01-scientists-remdesivir-inhibit-coronavirus.html>

This document is subject to copyright. Apart from any fair dealing for the purpose of private study or research, no part may be reproduced without the written permission. The content is provided for information purposes only.